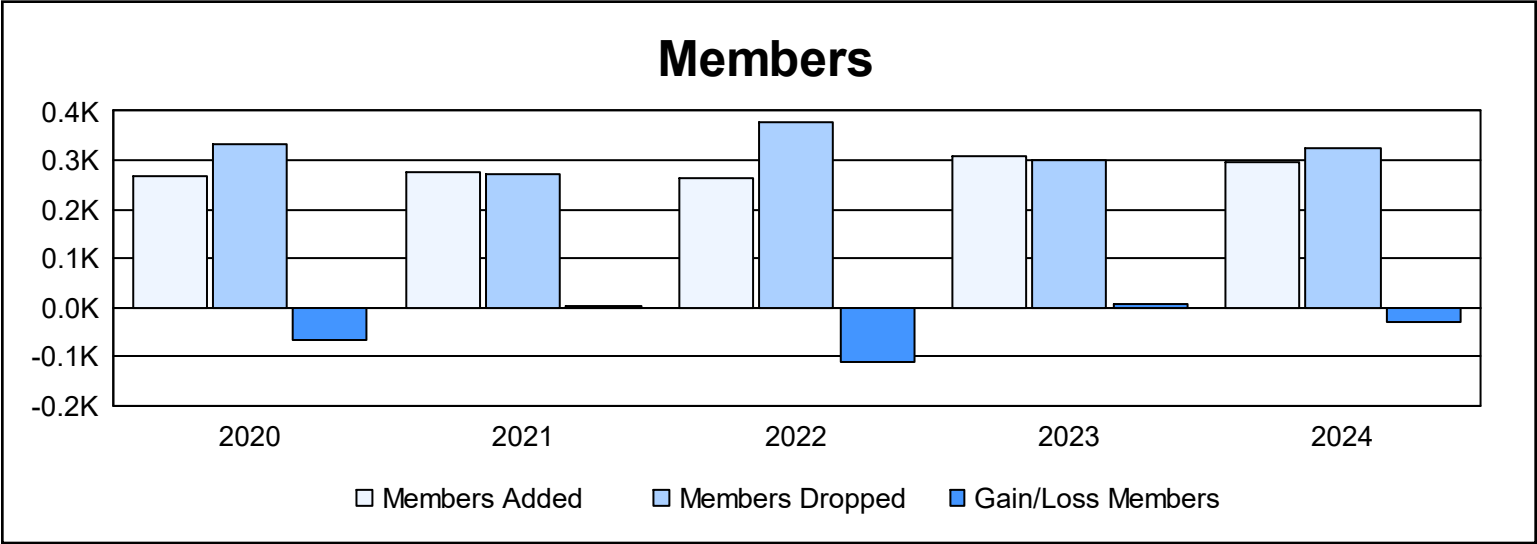
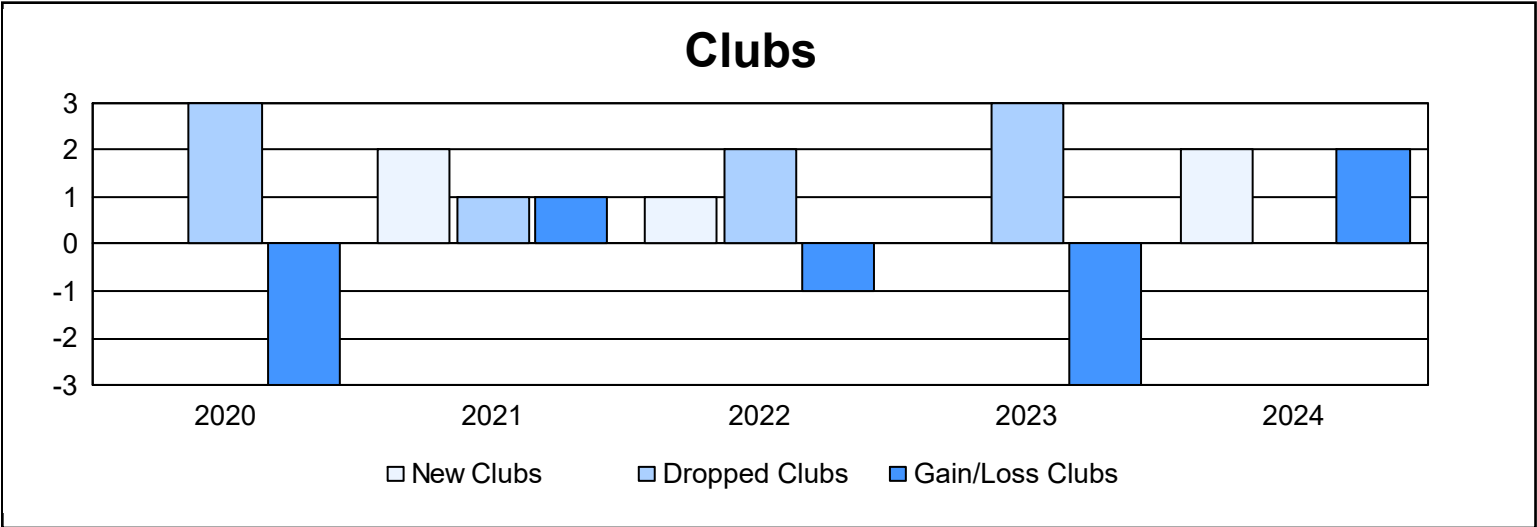
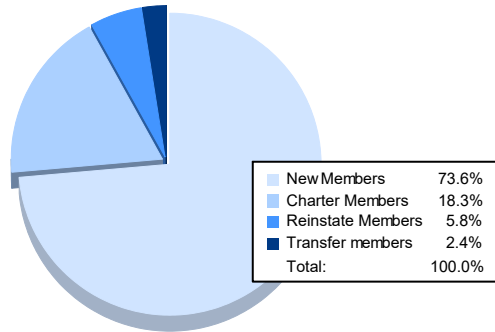


| Year | New Clubs | Dropped Clubs | Gain/ Loss Clubs | New Members | Charter Members | Reinstate Members | Transfer Members | Total Member Added | Total Members Dropped | Gain/ Loss Members |
|-----------|-----------|---------------|------------------|-------------|-----------------|-------------------|------------------|--------------------|-----------------------|--------------------|
| 2019-2020 | 0 | 3 | -3 | 216 | 4 | 15 | 33 | 268 | 333 | -65 |
| 2020-2021 | 2 | 1 | 1 | 179 | 65 | 21 | 9 | 274 | 270 | 4 |
| 2021-2022 | 1 | 2 | -1 | 211 | 30 | 9 | 13 | 263 | 376 | -113 |
| 2022-2023 | 0 | 3 | -3 | 253 | 9 | 14 | 32 | 308 | 301 | 7 |
| 2023-2024 | 2 | 0 | 2 | 217 | 54 | 17 | 7 | 295 | 325 | -30 |
| Average | 1 | 2 | -1 | 215 | 32 | 15 | 19 | 282 | 321 | -39 |



Membership Composition June 2024 Cumulative



Gender Composition June 2024 Cumulative

